

CONDITIONS OF USE

The cable guided shade system represents a significant investment in shade protection for your home or business. This high quality custom product also has the added benefit of protection from the wind and minimizes the amount of glare within a shaded area.

Although the cable guide shade system can withstand strong winds, it is recommended to pay close attention to the wear and tear you place on the system in extremely windy conditions.

How you use and maintain the product is the best way to protect your investment.

! INFORMATION

Optional wind sensors are not intended to identify wind conditions, they are intended to be a convenience only.

RECOMMENDED USE

The recommended use for the cable guided shade system to be operated is Calm to a Gentle Breeze wind conditions.

Avoid operating the cable guided shade system down when wind conditions are between a Moderate Breeze and a Strong Gale.

If the cable guided shade system is already down and wind conditions develop between a Moderate Gale and a Strong Gale, it is highly recommended that the cable guided shade system be retracted to prevent damage to the system.





















DID YOU KNOW?

THUNDERSTORMS usually produce gusty winds, heavy rain, and sometimes hail. A severe thunderstorm can produce wind speeds of 58 mph.

MONSOON SEASON brings intense rain storms that last less than an hour. Winds during a monsoon storm can range anywhere from 40-100 mph with violent updrafts.

MICRO-BURST, considered dangerous winds up to 100 mph, are downward burst of wind that hit the ground and spread horizontally, usually within a 2.5 mile radius.

IDENTIFY WIND CONDITIONS

Beaufort #	Wind Speed (mph)	Wind Classification	Effects	Operation
0	Under 1	Calm	There is little to no movement	
1	1-3	Light Air	 Sun catchers dance	
2	4-7	Light Breeze	 Curtains will sway	
3	8-12	Gentle Breeze	 Wind Chime melodies can be heard	
4	13-18	Moderate Breeze	 Dust picks up, leaves on plants and small branches rustle	
5	19-24	Fresh Breeze	 Outdoor furniture cushions and pillows may be tossed about	
6	25-31	Strong Breeze	 Large branches in trees will move	
7	32-38	Moderate Gale	 Some patio furniture may be over turned	
8	39-46	Fresh Gale	 Slight structural damage to ornamental siding such as lattice	
9	47-54	Strong Gale	 Roof shingles are blown from roof	
10	55-63	Whole Gale	 Trees broken or uprooted	
11	64-72	Storm	Widespread damage	
12	73 or Higher	Hurricane Force	Severe damage to home	

GENERAL OR LIGHT CLEANING

General or light cleaning is recommended every 2 to 3 months or as needed.

- Brush off loose dirt.
- Hose down.
- Prepare a cleaning solution of water and mild soap such as dish washing liquid.
- Use a soft bristle brush to clean.
- Allow cleaning solution to soak into the fabric.
- Rinse thoroughly until all soap residue is removed.
- Air Dry.
- Repeat if necessary.

CABLE MAINTENANCE

It is recommended cables be checked for proper tension each time fabric is cleaned or as needed.

- Brush off any loose dirt.
- Hose down.
- Air Dry.

INFORMATION

If cables need to be tensioned, refer to "Tension Cable Guide" in installation instructions for Standard and Heavy Duty Shades.

HEAVY CLEANING FOR STUBBORN STAINS & MILDEW

Heavy cleaning is recommended once a year or as needed. Mildew may grow on dirt and other foreign substances that are not removed from the fabric.

To clean stubborn stains:

- Prepare a solution of 1/4 cup of bleach and 1/4 cup mild soap per gallon of clean water.
- Allow mixture to soak into fabric for up to 15 minutes.
- Clean with soft bristle brush.
- Use a soft bristle brush to clean.
- Rinse thoroughly until all soap residue is removed.
- Air Dry.
- Repeat if necessary

Remember to protect the area around if using a bleach solution.

CONTACT

SUN CONTROL RETRACTABLE SHADES
816 E. EVANS BLVD.
TUCSON, ARIZONA 85713
TOLL FREE 877.792.1775 | PHONE 520.792.1775



SUN CONTROL
RETRACTABLE SHADES
America's Shade Experts